

**Sun Pharmaceutical Industries Ltd.**

Acme Plaza, Andheri - Kurla Road,  
Andheri (East), Mumbai - 400 059, INDIA.  
Tel. : (91-22) 2823 0102, 2821 2128, 6696 9696, 6696 9600  
Fax : (91-22) 2821 2010  
www.sunpharma.com  
CIN : L24230GJ1993PLC019050



**October 20, 2014**

National Stock Exchange of India Ltd,  
Exchange Plaza, 5th Floor,  
Plot No. C/1, G Block,  
Bandra Kurla Complex,  
Bandra (East),  
Mumbai – 400 051.

BSE Limited.,  
Market Operations Dept.  
P. J. Towers,  
Dalal Street,  
Mumbai - 400 001.

Dear Sirs,

**Sub: Submission of Shareholding Pattern as per Clause 35 of the Listing Agreement, for the Quarter ended 30th September, 2014.**

Please find herewith the Shareholding Pattern of the Company, in terms of Clause 35 of the Listing Agreement for the quarter ending 30th September, 2014.

This is for your information and record.

Thanking you,

Yours faithfully,  
For Sun Pharmaceutical Industries Ltd

A handwritten signature in black ink, appearing to read "A I Bhuta".

Ashok I. Bhuta  
Compliance Officer

Encl: as above

## (1) (a) Statement showing Shareholding Pattern

|  |                                      |  |   |
|--|--------------------------------------|--|---|
| Name of the Company:   |                                      | SUN PHARMACEUTICAL INDUSTRIES LTD  |   |
| Scrip Code, Name of the scrip, class of security:  |                                      | BSE- 524715, NSE- SUNPHARMA; Class of Security: Equity Shares of Re.1/- each |   |
| As on  |                                      | 30 <sup>th</sup> September, 2014   |   |
| <b>Partly paid-up shares:-</b>   | <b>No. of partly paid-up shares</b>  | <b>As a % of total no. of partly paid-up shares</b>                          | <b>As a % of total no. of shares of the company</b>   |
| Held by Promoter / Promoter Group  | 0                                    | 0.00   | 0.00  |
| Held by public   | 0                                    | 0.00   | 0.00  |
| <b>Total</b>   | <b>0</b>                             | <b>0.00</b>  | <b>0.00</b>   |
| <b>Outstanding convertible securities:-</b>  | <b>No. of outstanding securities</b> | <b>As a % of total No. of outstanding convertible securities</b>             | <b>As a % of total no. of shares of the company, assuming full conversion of the convertible securities</b> |
| Held by Promoter / Promoter Group  | 0                                    | 0.00   | 0.00  |
| Held by public   | 0                                    | 0.00   | 0.00  |
| <b>Total</b>   | <b>0</b>                             | <b>0.00</b>  | <b>0.00</b>   |
| <b>Warrants:-</b>  | <b>No. of warrants</b>               | <b>As a % of total no. of warrants</b>                                       | <b>As a % of total no. of shares of the company, assuming full conversion of warrants</b>                   |
| Held by Promoter / Promoter Group  | 0                                    | 0.00   | 0.00  |
| Held by public   | 0                                    | 0.00   | 0.00  |
| <b>Total</b>   | <b>0</b>                             | <b>0.00</b>  | <b>0.00</b>   |
| Total paid-up capital of the company assuming full conversion of warrants and convertible securities |                                      | 2071163910   |   |




| Category Code<br>(I) | Category of shareholder<br>(II)   | Number of shareholders<br>(III) | Total number of shares<br>(IV) | Number of shares held in dematerialised form<br>(V) | percentage of total number of shares |                                     | Shares pledged or otherwise encumbered |  |
|----------------------|---|---------------------------------|--------------------------------|---|--------------------------------------|-------------------------------------|--|--|
|                      |   |                                 |                                |   | As a percentage of (A+B)<br>(VI)     | As a percentage of (A+B+C)<br>(VII) | Number of shares<br>(VIII)             | As a percentage (IX) = (VIII)/(IV)*100 |
| (A)                  | Promoter and Promoter Group   |                                 |                                |   |                                      |                                     |  |  |
| 1                    | Indian  |                                 |                                |   |                                      |                                     |  |  |
| (a)                  | Individuals/Hindu Undivided Family  | 10                              | 304042200                      | 304042200   | 14.68                                | 14.68                               | 7405000**                              | 0.56                                   |
| (b)                  | Central Government/State Government(s)  | 0                               | 0                              | 0   | 0.00                                 | 0.00                                | 0                                      | 0.00                                   |
| (c)                  | Bodies Corporate  | 17                              | 1013024000                     | 1013024000  | 48.91                                | 48.91                               | 0                                      | 0.00                                   |
| (d)                  | Financial Institutions / Banks  | 0                               | 0                              | 0   | 0.00                                 | 0.00                                | 0                                      | 0.00                                   |
| (e)                  | Any Other (specify)   | 0                               | 0                              | 0   | 0.00                                 | 0.00                                | 0                                      | 0.00                                   |
| (f)                  | Trusts  | 1                               | 1280200                        | 1280200   | 0.06                                 | 0.06                                | 0                                      | 0.00                                   |
|                      | Sub Total (A)(1)  | 28                              | 1318346400                     | 1318346400  | 63.65                                | 63.65                               | 7405000**                              | 0.56                                   |
| 2                    | Foreign   |                                 |                                |   |                                      |                                     |  |  |
| (a)                  | Individuals (Non-Resident Individuals/Foreign Individuals)                    | 0                               | 0                              | 0   | 0.00                                 | 0.00                                | 0                                      | 0.00                                   |
| (b)                  | Bodies Corporate  | 0                               | 0                              | 0   | 0.00                                 | 0.00                                | 0                                      | 0.00                                   |
| (c)                  | Institutions  | 0                               | 0                              | 0   | 0.00                                 | 0.00                                | 0                                      | 0.00                                   |
| (d)                  | Qualified Foreign Investors   | 0                               | 0                              | 0   | 0.00                                 | 0.00                                | 0                                      | 0.00                                   |
| (e)                  | Any Other (specify)   | 0                               | 0                              | 0   | 0.00                                 | 0.00                                | 0                                      | 0.00                                   |
|                      | Sub Total (A)(2)  | 0                               | 0                              | 0   | 0.00                                 | 0.00                                | 0                                      | 0.00                                   |
|                      | Total Shareholding of Promoter and Promoter Group (A)=(A)(1)+(A)(2)           | 28                              | 1318346400                     | 1318346400  | 63.65                                | 63.65                               | 7405000**                              | 0.56                                   |
| (B)                  | Public shareholding   |                                 |                                |   |                                      |                                     |  |  |
| 1                    | Institutions  |                                 |                                |   |                                      |                                     |  |  |
| (a)                  | Mutual Funds/UTI  | 203                             | 23431370                       | 20936050  | 1.13                                 | 1.13                                | -                                      | -                                      |
| (b)                  | Financial Institutions / Banks  | 53                              | 30976775                       | 30973935  | 1.50                                 | 1.50                                | -                                      | -                                      |
| (c)                  | Central Government/State Government(s)  | 4                               | 1050943                        | 1050943   | 0.05                                 | 0.05                                | -                                      | -                                      |
| (d)                  | Venture Capital Funds   | 0                               | 0                              | 0   | 0.00                                 | 0.00                                | -                                      | -                                      |
| (e)                  | Insurance Companies   | 114                             | 39930517                       | 39930517  | 1.93                                 | 1.93                                | -                                      | -                                      |
| (f)                  | Foreign Institutional Investors   | 802                             | 471310295                      | 471298295   | 22.76                                | 22.76                               | -                                      | -                                      |
| (g)                  | Foreign Bank  | 0                               | 0                              | 0   | 0.00                                 | 0.00                                | -                                      | -                                      |
| (h)                  | Qualified Foreign Investors   | 0                               | 0                              | 0   | 0.00                                 | 0.00                                | -                                      | -                                      |
| (i)                  | Any Other (specify)   | 0                               | 0                              | 0   | 0.00                                 | 0.00                                | -                                      | -                                      |
|                      | Sub Total (B) (1)   | 1,176                           | 566699900                      | 564189740   | 27.36                                | 27.36                               | -                                      | -                                      |
| 2                    | Non-institutions  |                                 |                                |   |                                      |                                     |  |  |
| (a)                  | Bodies Corporate  | 1802                            | 53561557                       | 53372047  | 2.59                                 | 2.59                                | -                                      | -                                      |
| (b) (i)              | Individuals - shareholders holding nominal share capital up to Rs 1 Lakh      | 137905                          | 77144330                       | 67053295  | 3.72                                 | 3.72                                | -                                      | -                                      |
| (ii)                 | Individual shareholders holding nominal share capital in excess of Rs. 1 Lakh | 50                              | 30581236                       | 30109236  | 1.48                                 | 1.48                                | -                                      | -                                      |



| Category code<br>(I) | Category of shareholder<br>(II)  | Number of shareholders<br>(III) | Total number of shares<br>(IV) | Number of shares held in dematerialised form<br>(V) | percentage of total number of shares |                                     | Shares pledged or otherwise encumbered |  |
|----------------------|--|---------------------------------|--------------------------------|---|--------------------------------------|-------------------------------------|--|--|
|                      |  |                                 |                                |   | As a percentage of (A+B)<br>(VI)     | As a percentage of (A+B+C)<br>(VII) | Number of shares<br>(VIII)             | As a percentage (IX) = (VIII)/(IV)*100 |
| (c)                  | Qualified Foreign Investors  | 0                               | 0                              | 0   | 0.00                                 | 0.00                                | -                                      | -                                      |
| (d)                  | Any Other  |                                 |                                |   |                                      |                                     |  |  |
| i                    | Non Resident Indians (Repat)   | 2865                            | 1323990                        | 1188660   | 0.06                                 | 0.06                                | -                                      | -                                      |
| ii                   | Non Resident Indians (Non Repat)   | 874                             | 913252                         | 913252  | 0.04                                 | 0.04                                | -                                      | -                                      |
| iii                  | Foreign Companies  | 0                               | 0                              | 0   | 0.00                                 | 0.00                                | -                                      | -                                      |
| iv                   | Clearing Member  | 852                             | 2383784                        | 2383784   | 0.12                                 | 0.12                                | -                                      | -                                      |
| v                    | Directors / Relatives  | 3                               | 3866650                        | 3866650   | 0.19                                 | 0.19                                | -                                      | -                                      |
| vi                   | Trusts   | 44                              | 1855743                        | 1855743   | 0.09                                 | 0.09                                | -                                      | -                                      |
| vii                  | Overseas Corporate Bodies  | 1                               | 46000                          | 46000   | 0.00                                 | 0.00                                | -                                      | -                                      |
| viii                 | Foreign Portfolio Investor (Corporate)   | 4                               | 14441068                       | 14441068  | 0.70                                 | 0.70                                | -                                      | -                                      |
|                      | Sub Total (B)(2)   | 144400                          | 186117610                      | 175229735   | 8.99                                 | 8.99                                | -                                      | -                                      |
|                      | Total Public Shareholding Public Group (B)=(B)(1)+(B)(2)                         | 145576                          | 752817510                      | 739419475   | 36.35                                | 36.35                               | NA                                     | NA                                     |
|                      | Total (A)+(B)  | 145604                          | 2071163910                     | 2057765875  | 100.00                               | 100.00                              | 7405000**                              | 0.36                                   |
| (C)                  | Shares held by custodians and against which Depository Receipts have been issued |                                 |                                |   |                                      |                                     |  |  |
| i                    | Promoter and Promoter group  | 0                               | 0                              | 0   | 0.00                                 | 0.00                                | 0                                      | 0.00                                   |
| ii                   | Public   | 0                               | 0                              | 0   | 0.00                                 | 0.00                                | 0                                      | 0.00                                   |
|                      | Sub Total ( C )  | 0                               | 0                              | 0   | 0.00                                 | 0.00                                | 0                                      | 0.00                                   |
|                      | GRAND TOTAL (A)+(B)+(C)  | 145604                          | 2071163910                     | 2057765875  | 100.00                               | 100.00                              | 7405000**                              | 0.36                                   |

\*\* Out of these 490000 shares have been furnished to the broker as Margin





## (1)(b) Statement showing holding of securities (including shares, warrants, convertible securities) of persons belonging to the category "Promoter and Promoter Group"

| Sr. No. | Name of the shareholder  | Details of Shares held |                                   | Encumbered shares |                    |  | Details of warrants     |   | Details of convertible securities     |   | Total shares (including underlying shares assuming full conversion of warrants and convertible securities) |
|---------|--|------------------------|-----------------------------------|-------------------|--------------------|--|-------------------------|---|---------------------------------------|---|--|
|         |  | Number of shares held  | As a % of grand total (A)+(B)+(C) | No.               | As a percentage    | As a % of grand total (A)+(B)+(C) of sub-clause (h)(a) | Number of warrants held | As a % total number of warrants of the same class | Number of convertible securities held | As a % total number of convertible securities of the same class |  |
| (I)     | (II)   | (III)                  | (IV)                              | (V)               | (VI)=(V)/(III)*100 | (VII)  | (VIII)                  | (IX)  | (X)                                   | (XI)  | (XII)  |
| 1       | DILIP SHANTILAL SHANGHVI   | 231140480              | 11.16                             | 0                 | 0.00               | 0.00   | 0                       | 0   | 0                                     | 0   | 11.16  |
| 2       | VIDITI INVESTMENT PRIVATE LIMITED                                    | 201385320              | 9.72                              | 0                 | 0.00               | 0.00   | 0                       | 0   | 0                                     | 0   | 9.72   |
| 3       | TEJASKIRAN PHARMACHEM INDUSTRIES PVT L                               | 195343760              | 9.43                              | 0                 | 0.00               | 0.00   | 0                       | 0   | 0                                     | 0   | 9.43   |
| 4       | FAMILY INVESTMENT PRIVATE LIMITED                                    | 182927440              | 8.83                              | 0                 | 0.00               | 0.00   | 0                       | 0   | 0                                     | 0   | 8.83   |
| 5       | QUALITY INVESTMENT PRIVATE LIMITED                                   | 182868640              | 8.83                              | 0                 | 0.00               | 0.00   | 0                       | 0   | 0                                     | 0   | 8.83   |
| 6       | VIRTUOUS FINANCE PVT. LIMITED  | 97104040               | 4.69                              | 0                 | 0.00               | 0.00   | 0                       | 0   | 0                                     | 0   | 4.69   |
| 7       | VIRTUOUS SHARE INVESTMENTS PVT. LTD.                                 | 83976000               | 4.05                              | 0                 | 0.00               | 0.00   | 0                       | 0   | 0                                     | 0   | 4.05   |
| 8       | SHOLAPUR ORGANICS PRIVATE LIMITED                                    | 16035080               | 0.77                              | 0                 | 0.00               | 0.00   | 0                       | 0   | 0                                     | 0   | 0.77   |
| 9       | JAYANT SHANTILAL SANGHVI   | 7416840                | 0.36                              | 7405000**         | 99.84              | 0.36   | 0                       | 0   | 0                                     | 0   | 0.36   |
| 10      | VIBHA DILIP SHANGHVI   | 5784000                | 0.28                              | 0                 | 0.00               | 0.00   | 0                       | 0   | 0                                     | 0   | 0.28   |
| 11      | KUMUD SHANTILAL SHANGHVI   | 3280000                | 0.16                              | 0                 | 0.00               | 0.00   | 0                       | 0   | 0                                     | 0   | 0.16   |
| 12      | AALOK DILIP SHANGHVI   | 2685000                | 0.14                              | 0                 | 0.00               | 0.00   | 0                       | 0   | 0                                     | 0   | 0.14   |
| 13      | VIDHI DILIP SHANGHVI   | 2630000                | 0.14                              | 0                 | 0.00               | 0.00   | 0                       | 0   | 0                                     | 0   | 0.14   |
| 14      | JEEVANREKHA INVESTRADE PVT. LTD.                                     | 1462720                | 0.07                              | 0                 | 0.00               | 0.00   | 0                       | 0   | 0                                     | 0   | 0.07   |
| 15      | KUMUD S. SHANGHVI TRUSTEE OF SHANGHVI FAMILY & FRIENDS BENEFIT TRUST | 1280200                | 0.06                              | 0                 | 0.00               | 0.00   | 0                       | 0   | 0                                     | 0   | 0.06   |
| 16      | PACKAGE INVESTRADE PVT. LTD.   | 897440                 | 0.04                              | 0                 | 0.00               | 0.00   | 0                       | 0   | 0                                     | 0   | 0.04   |
| 17      | VARSHA KIRAN DOSHI   | 322000                 | 0.02                              | 0                 | 0.00               | 0.00   | 0                       | 0   | 0                                     | 0   | 0.02   |
| 18      | SHANGHVI FINANCE PRIVATE LIMITED                                     | 283360                 | 0.01                              | 0                 | 0.00               | 0.00   | 0                       | 0   | 0                                     | 0   | 0.01   |
| 19      | DIPTI NIRMAL MODI  | 227880                 | 0.01                              | 0                 | 0.00               | 0.00   | 0                       | 0   | 0                                     | 0   | 0.01   |
| 20      | ASAWARI INVESTMENT & FINANCE PVT.LTD.                                | 49600                  | 0.00                              | 0                 | 0.00               | 0.00   | 0                       | 0   | 0                                     | 0   | 0.00   |
| 21      | FLAMBOYAWER FINANCE PRIVATE LIMITED                                  | 20920                  | 0.00                              | 0                 | 0.00               | 0.00   | 0                       | 0   | 0                                     | 0   | 0.00   |
| 22      | SANGHVI PROPERTIES PRIVATE LIMITED                                   | 15520                  | 0.00                              | 0                 | 0.00               | 0.00   | 0                       | 0   | 0                                     | 0   | 0.00   |
| 23      | GUJARAT SUN PHARMACEUTICAL INDUSTRIES                                | 14400                  | 0.00                              | 0                 | 0.00               | 0.00   | 0                       | 0   | 0                                     | 0   | 0.00   |
| 24      | NIRMIT EXPORTS PRIVATE LIMITED                                       | 7040                   | 0.00                              | 0                 | 0.00               | 0.00   | 0                       | 0   | 0                                     | 0   | 0.00   |
| 25      | RAKSHA SUDHIR VALIA *  | 34772000               | 1.68                              | 0                 | 0.00               | 0.00   | 0                       | 0   | 0                                     | 0   | 1.68   |
| 26      | SUDHIR VRUNDAVANDAS VALIA *  | 15384000               | 0.74                              | 0                 | 0.00               | 0.00   | 0                       | 0   | 0                                     | 0   | 0.74   |
| 27      | ADITYA MEDISALES LIMITED *   | 40203960               | 1.94                              | 0                 | 0.00               | 0.00   | 0                       | 0   | 0                                     | 0   | 1.94   |
| 28      | UNIMED INVESTMENTS LIMITED *   | 10428760               | 0.50                              | 0                 | 0.00               | 0.00   | 0                       | 0   | 0                                     | 0   | 0.50   |
|         | <b>TOTAL</b>   | <b>1318346400</b>      | <b>63.65</b>                      | <b>7405000**</b>  | <b>0.56</b>        | <b>0.36</b>  | <b>0</b>                | <b>0</b>  | <b>0</b>                              | <b>0</b>  | <b>63.65</b>   |

\* Persons acting in concert

\*\* Out of these 490000 shares have been furnished to the broker as Margin





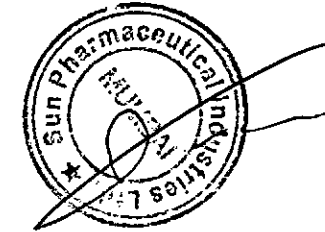
| Sr. No. | Name(s) of the shareholder(s) and the Persons Acting in Concert (PAC) with them | Number of shares | Shares as a percentage of total number of shares i.e., Grand Total (A)+(B)+(C) indicated in Statement at para (i)(a) above) | Details of warrants                               |                                       | Number of convertible securities held | % w.r.t total number of convertible securities of the same class | (including underlying full shares assuming full conversion of warrants and convertible securities) as a % of diluted share capital |
|---------|---|------------------|---|---|---------------------------------------|---------------------------------------|--|--|
|         |   |                  |   | As a % total number of warrants of the same class | Number of convertible securities held |                                       |  |  |
| 1       |   |                  |   |   |                                       |                                       |  |  |
|         | TOTAL   | 0                | 0.0000  |   |                                       |                                       |  |  |

(i)(c)(iii) Statement showing holding of securities (including shares, warrants, convertible securities) of persons (together with PAC) belonging to the category "Public" and holding more than 5% of the total number of shares of the company

| Sr. No. | Name of the shareholder                                      | Number of shares held | Shares as a percentage of total number of shares i.e., Grand Total (A)+(B)+(C) indicated in | Details of warrants                               |                                       | Number of convertible securities held | % w.r.t total number of convertible securities of the same class | (including underlying full shares assuming full conversion of warrants and convertible securities) as a % of diluted share capital |
|---------|--|-----------------------|---|---|---------------------------------------|---------------------------------------|--|--|
|         |  |                       |   | As a % total number of warrants of the same class | Number of convertible securities held |                                       |  |  |
| 1       | GENESIS INDIAN INVESTMENT COMPANY LIMITED - GENERAL SUB FUND | 48048089              | 2.32  | 0   | 0.0000                                | 0                                     | 0.0000   | 2.32   |
| 2       | LAKSHDEEP INVESTMENTS AND FINANCE PRIVATE LIMITED            | 33986000              | 1.64  | 0   | 0.0000                                | 0                                     | 0.0000   | 1.64   |
| 3       | LIC OF INDIA PROFIT PLUS BALANCED FUND LIMITED               | 27913899              | 1.35  | 0   | 0.0000                                | 0                                     | 0.0000   | 1.35   |
| 4       | ABU DHABI INVESTMENT AUTHORITY - BAHU                        | 24295901              | 1.17  | 0   | 0.0000                                | 0                                     | 0.0000   | 1.17   |
|         | TOTAL  | 134243869             | 6.48  | 0   | 0.0000                                | 0                                     | 0.0000   | 6.48   |

(i)(c)(i) Statement showing holding of securities (including shares, warrants, convertible securities) of persons belonging to the category "Public" and holding more than 1% of the total number of shares

| <b>(I)(d) Statement showing details of locked-in shares</b> |                                |                                   |   |   |
|---|--------------------------------|-----------------------------------|---|---|
| <b>Sr. No.</b>  | <b>Name of the shareholder</b> | <b>Number of Locked in Shares</b> | <b>Locked-in shares as a percentage of total number of shares {i.e., Grand Total (A)+(B)+(C) indicated in Statement at para (I)(a) above}</b> | <b>Promoter / Promoter Group / Public</b> |
| 1   | NIL                            | NIL                               | NIL   |   |
| <b>TOTAL</b>  |                                | <b>NIL</b>                        | <b>NIL</b>  |   |



| (II)(a) Statement showing details of Depository Receipts (DRs) |   |                           |   |   |
|--|---|---------------------------|---|---|
| Sr. No.  | Type of outstanding DR (ADRs, GDRs, SDRs, etc.) | Number of outstanding DRs | Number of shares underlying outstanding DRs | Shares underlying outstanding DRs as a percentage of total number of shares {i.e., Grand Total (A)+(B)+(C) indicated in Statement at para (I)(a) above} |
| 1  | NIL   | NIL                       | NIL   | NIL   |
| TOTAL  |   | NIL                       | NIL   | NIL   |

